

2019 Child Welfare Judges Conference

*DFPS Statewide Update:
A System Perspective on Exits to Permanency*

Kristene Blackstone, Associate Commissioner for Child Protective Services
Katie Elseth, CQI Analyst, Texas Alliance of Child and Family Services
October 22, 2019

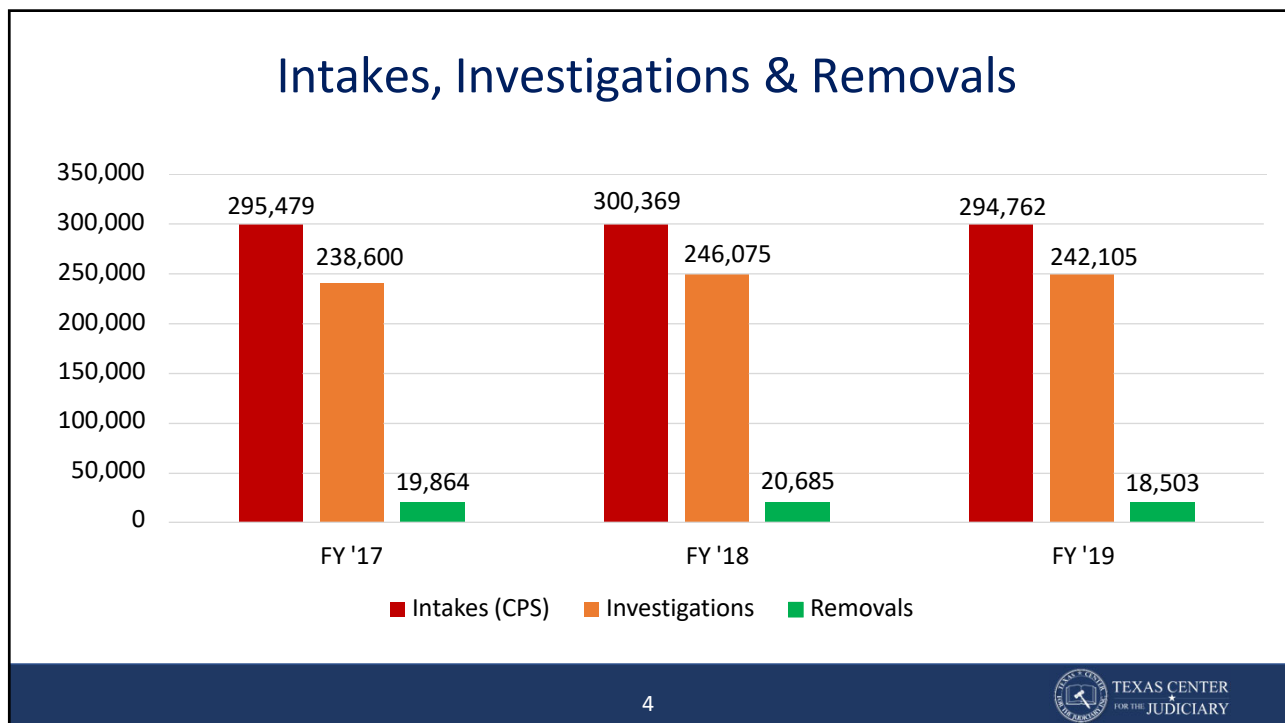
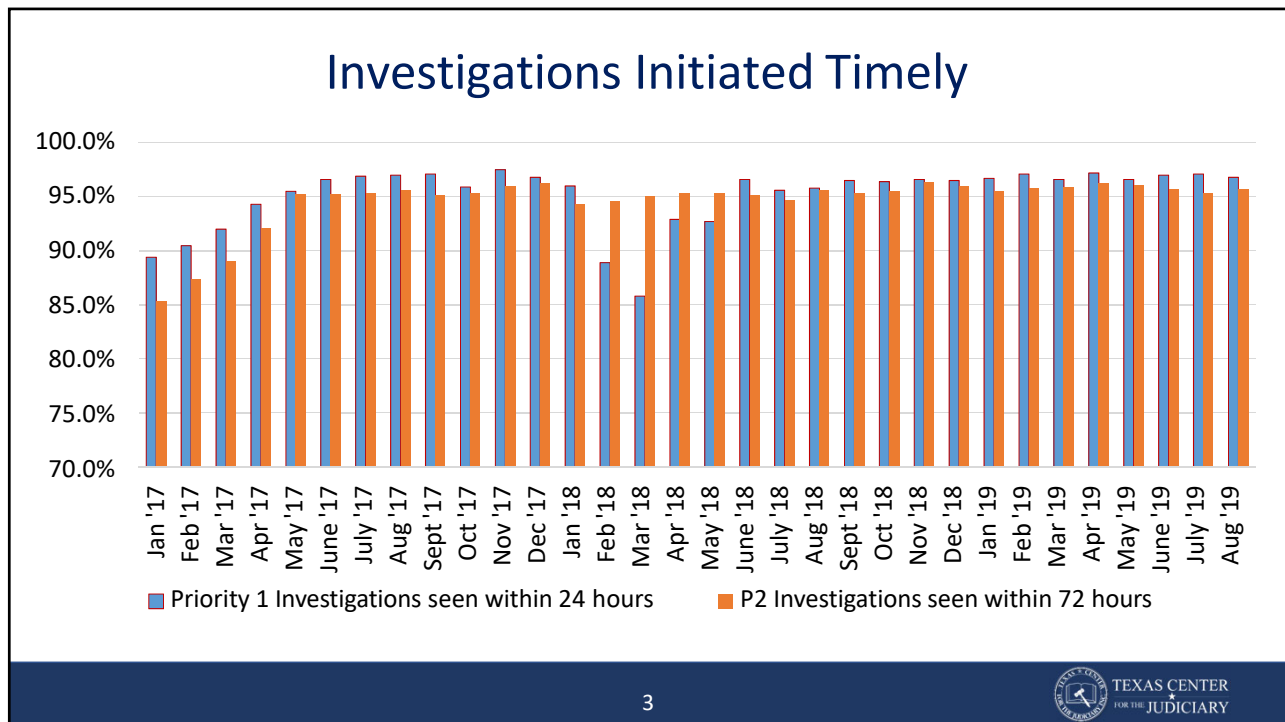


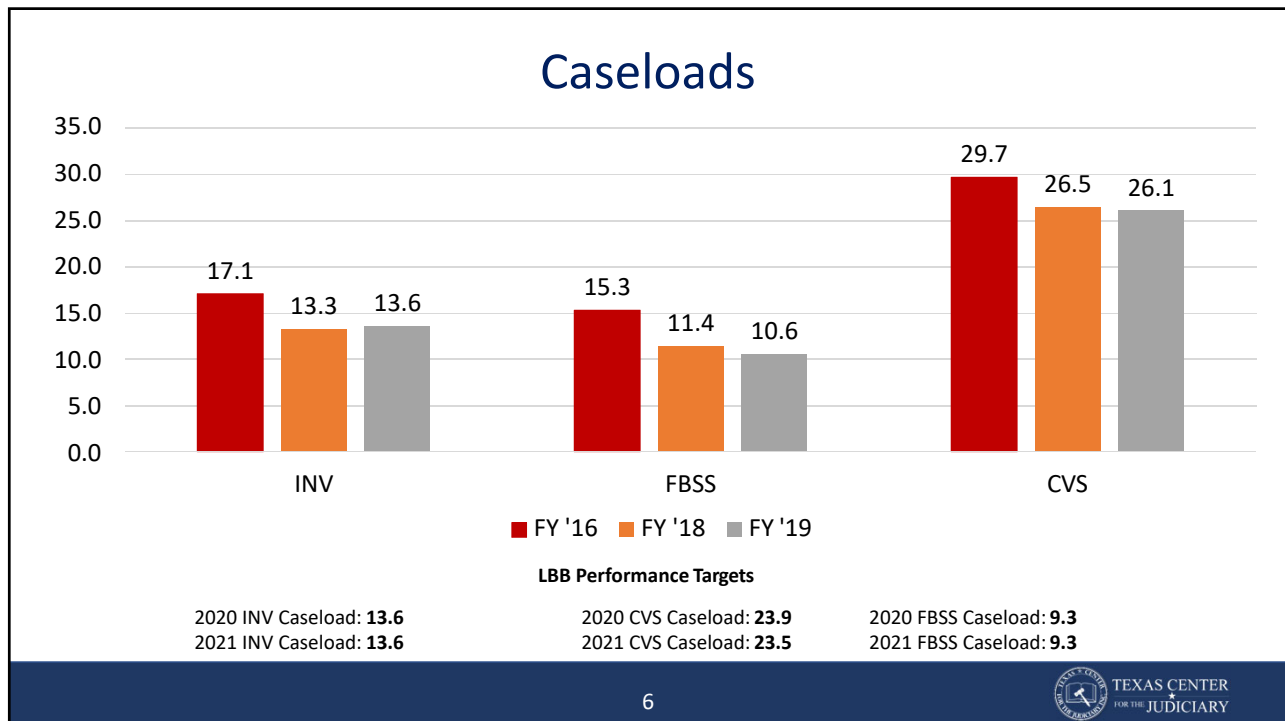
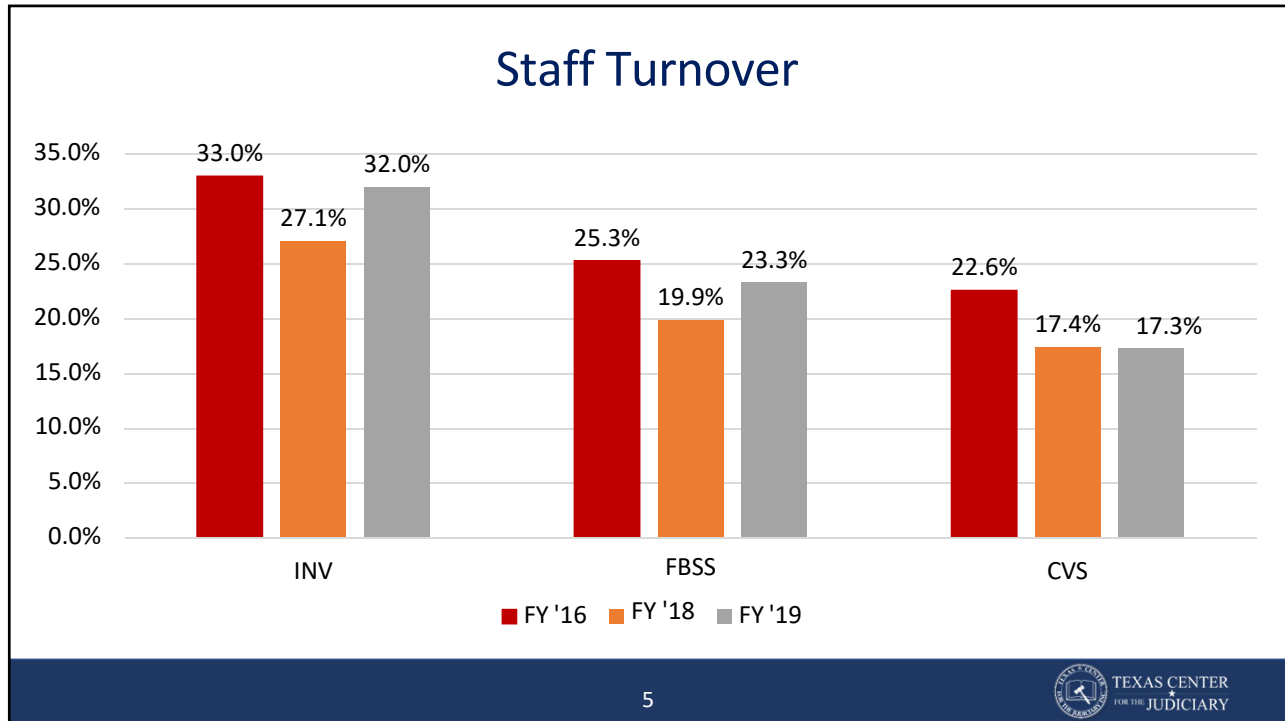
TEXAS CENTER
—★—
FOR THE JUDICIARY

DFPS Statewide Data

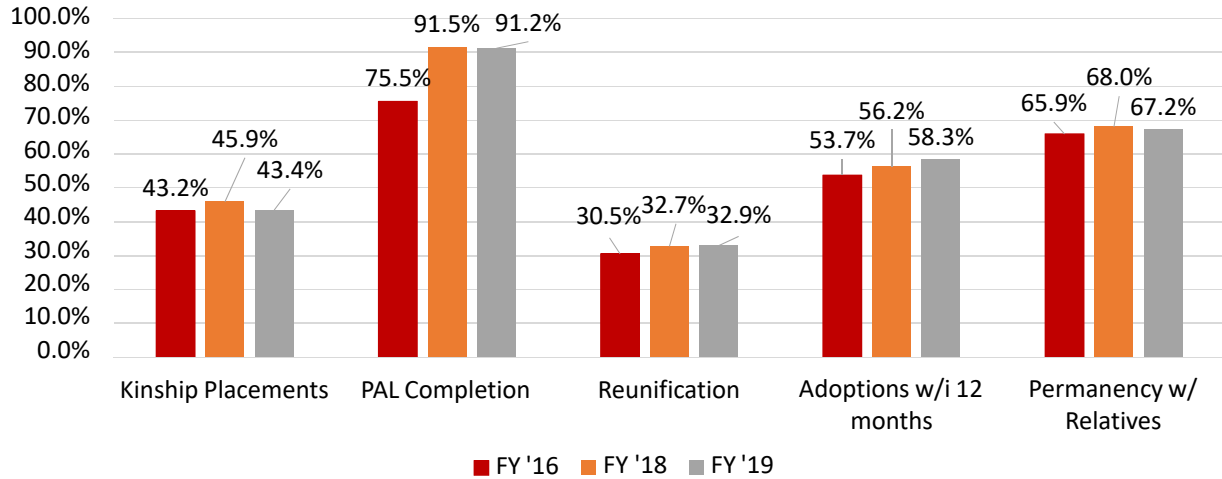
Kristene Blackstone, DFPS







Improved Outcomes for Children & Families

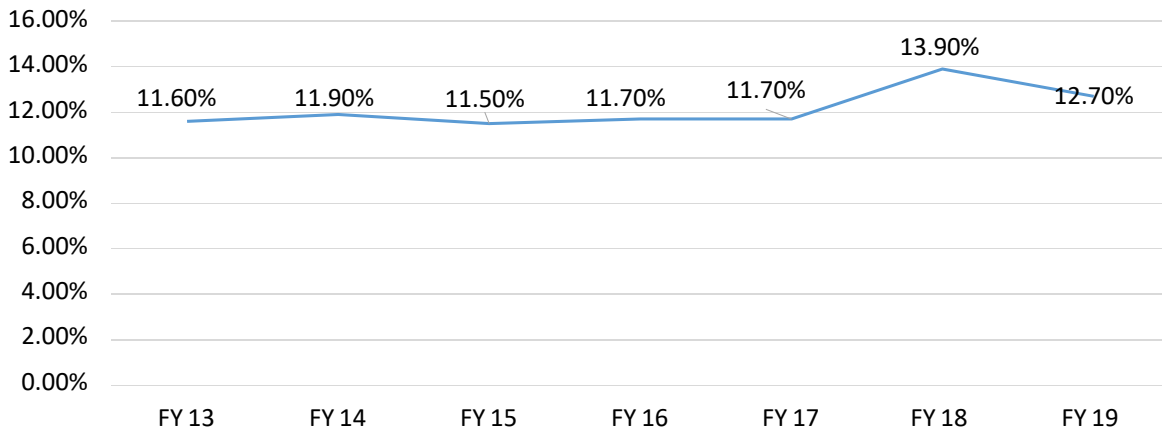


7



Safety Outcomes

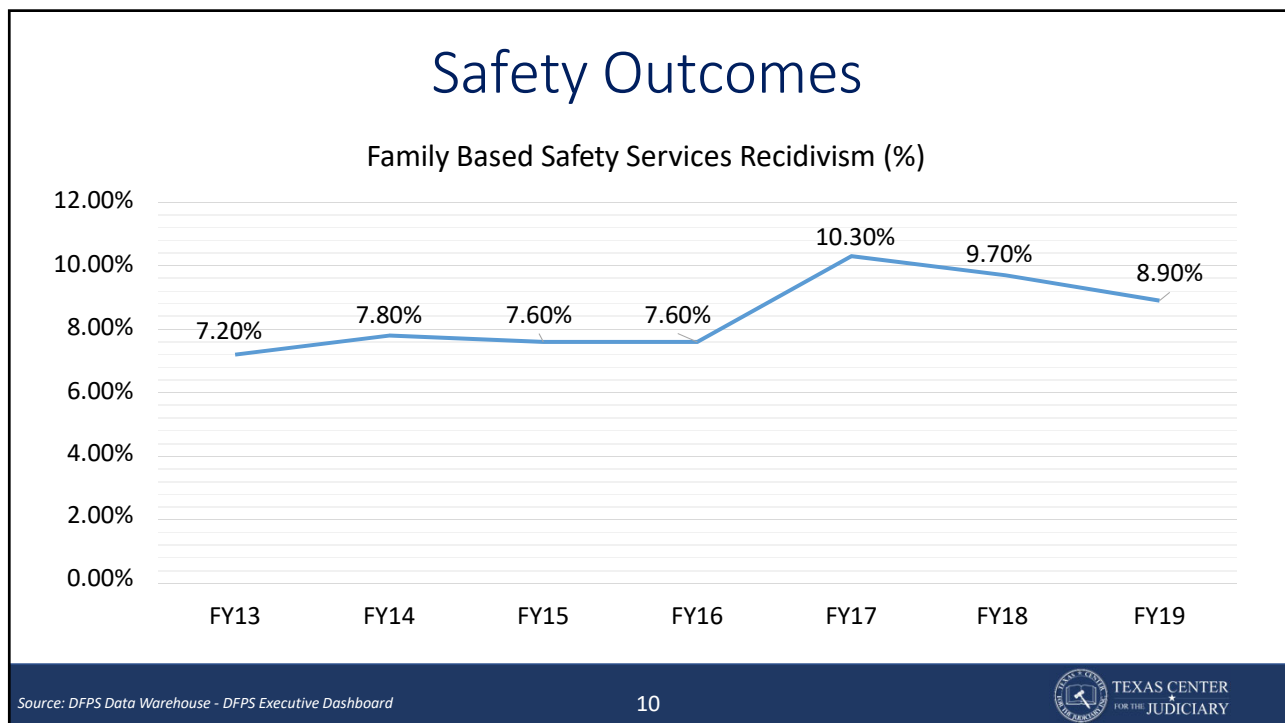
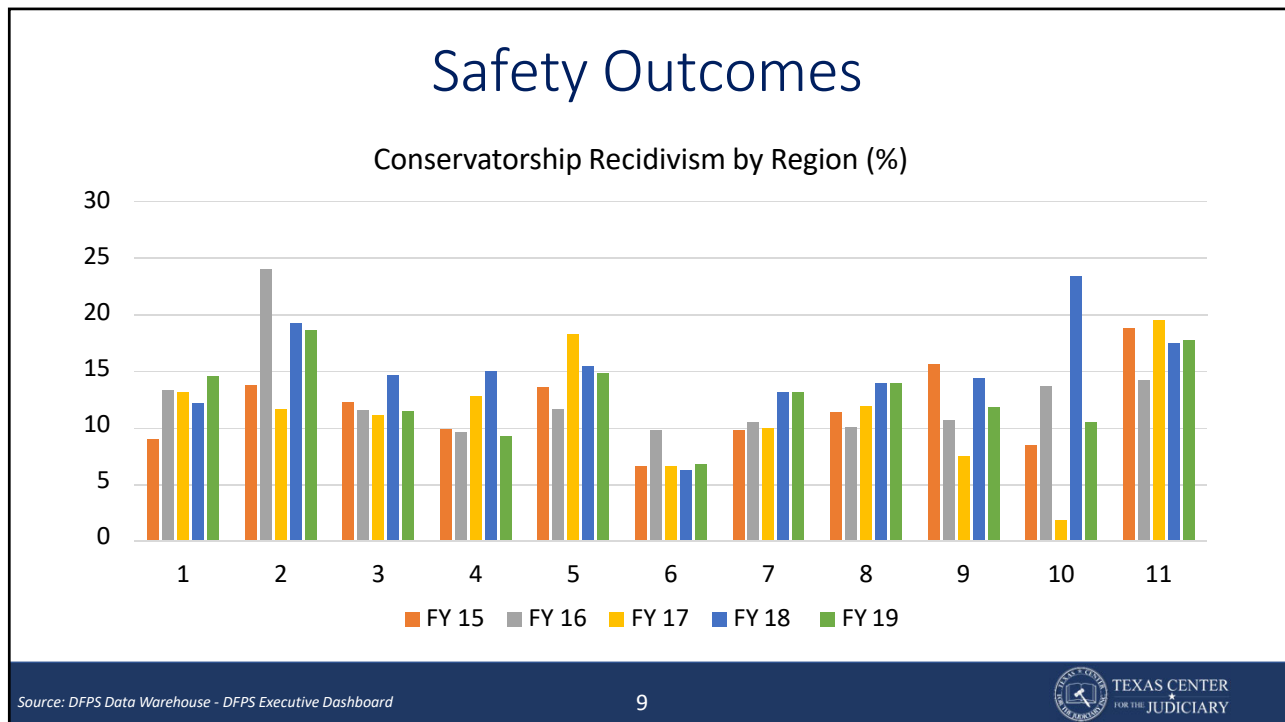
Conservatorship Recidivism (%)



Source: DFPS Data Warehouse - DFPS Executive Dashboard

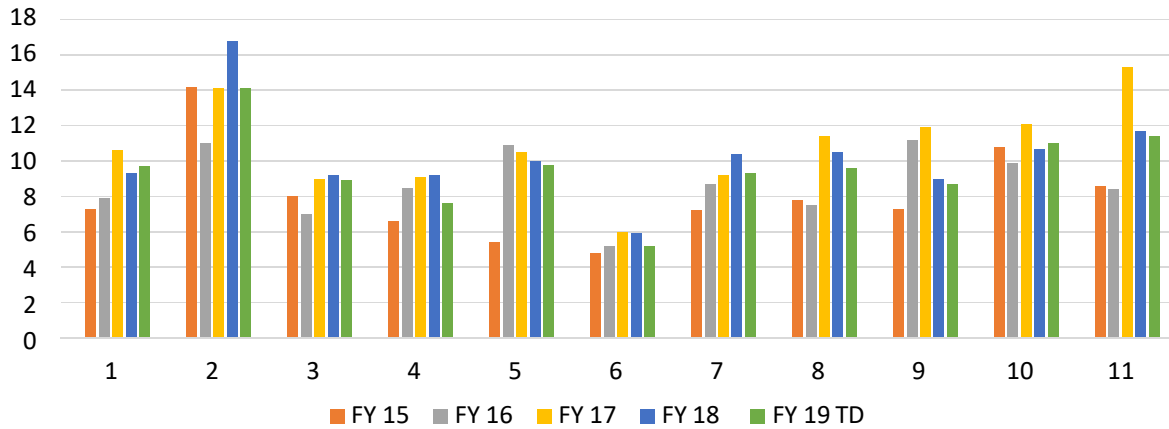
8





Safety Outcomes

Family Based Safety Services Recidivism by Region (%)

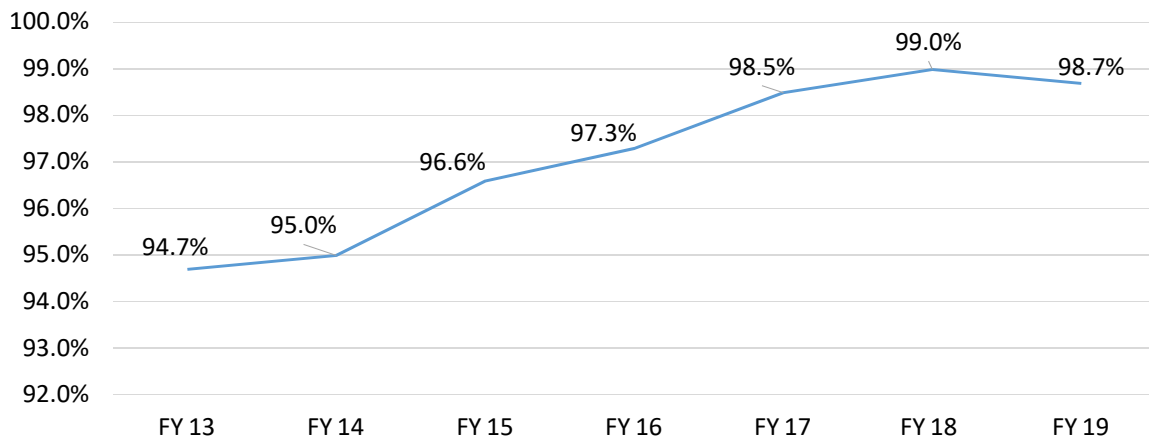


Source: DFPS Data Warehouse - DFPS Executive Dashboard



Safety Outcomes

Timely Face-to-Face Contacts: Conservatorship (%)

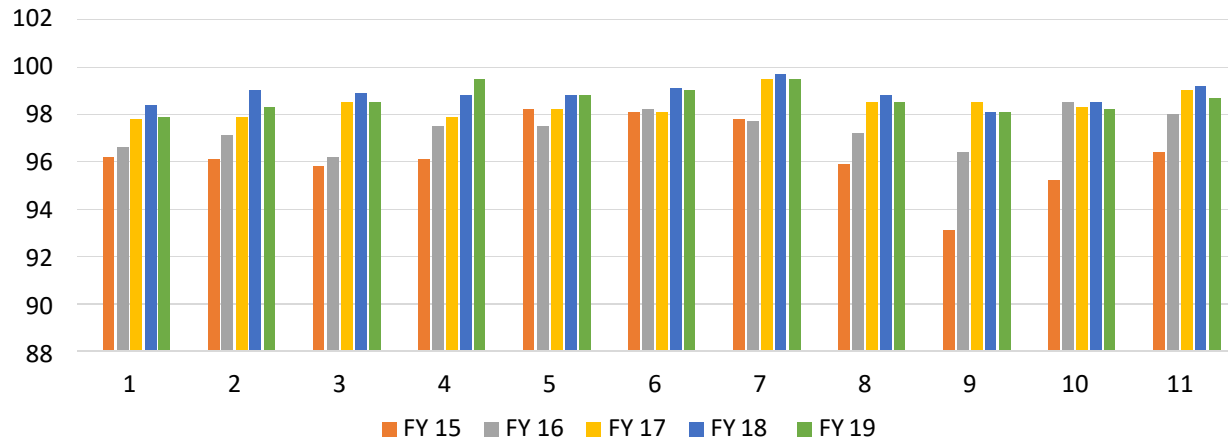


Source: DFPS Data Warehouse - Report SA_42



Safety Outcomes

Timely Face-to-Face Contacts by Region: Conservatorship (%)



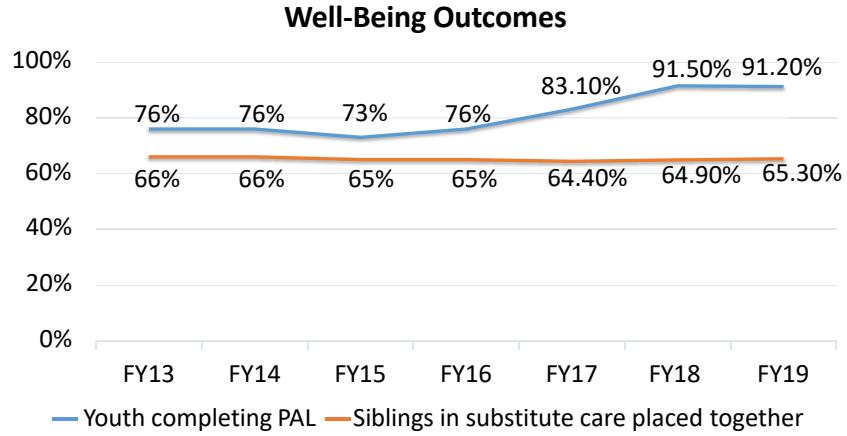
Source: DFPS Data Warehouse - Report SA_42

Permanency Outcomes

	FY13	FY14	FY15	FY16	FY17	FY18	FY19
Time to permanency in months	18.9	18.8	18.4	18.3	17.8	17.4	17.8
Time to reunification	13.2	13.2	13.3	12.8	13.1	12.9	12.8
Time to Relative PMC (no PCA)	13.3	13.1	13.3	13.3	12.9	12.9	13.3
Time to Relative PCA	25.7	24.2	24.9	25.1	24.2	24	24.5
Time to Relative Adoption	25.7	26.6	24.9	25.1	25.6	24.6	24.7
Time to Non-Relative Adoption	32.1	30.8	29	29	28.1	27.5	27.6

Sources: DFPS Data Warehouse - DFPS Executive Dashboard, Report PP_20

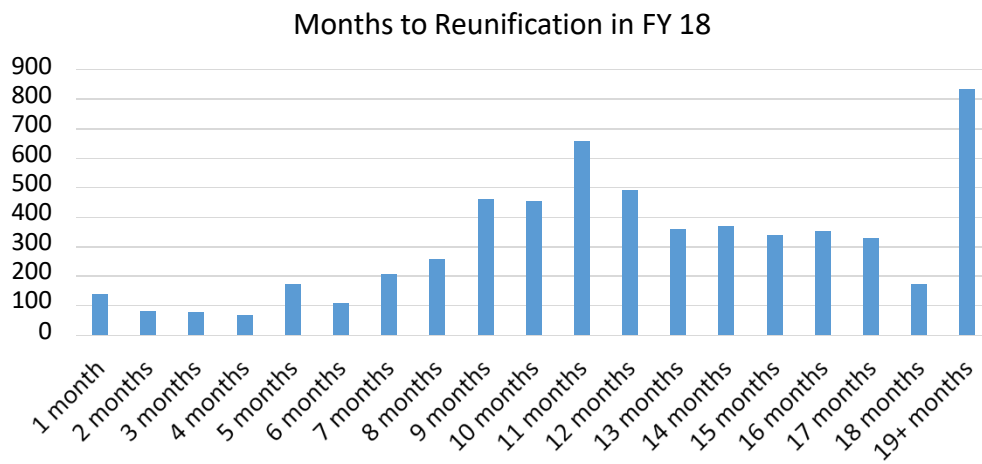
Well-Being Outcomes



Source: DFPS Data Warehouse - DFPS Executive Dashboard



Exits to Reunification

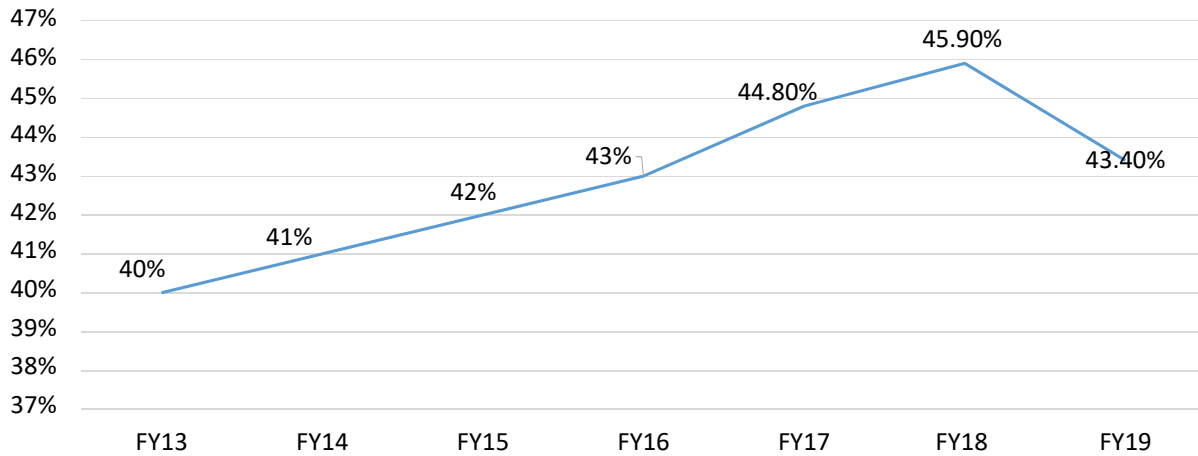


Data Source: DRIT 91511 - Does not include children exiting within first 30 days - Data subject to year end refresh



Permanency Outcomes

Children Placed with Relatives (Subcare)

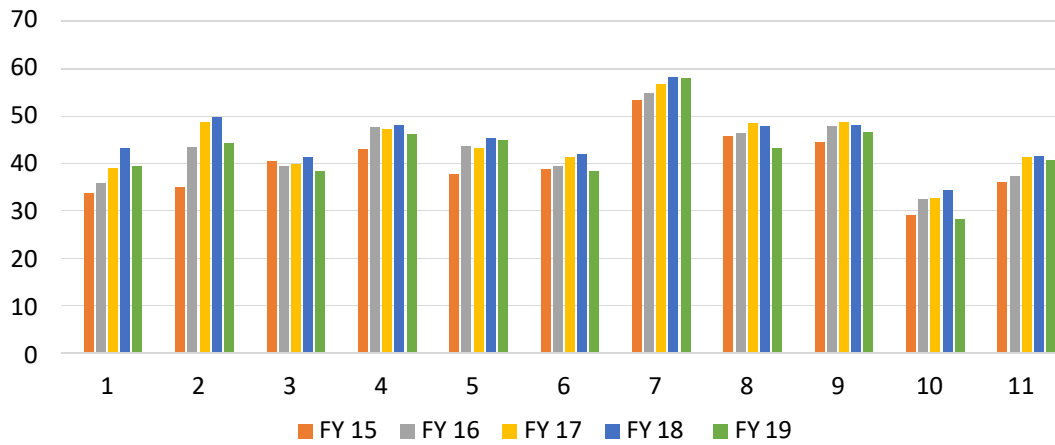


Source: DFPS Data Warehouse - DFPS Executive Dashboard



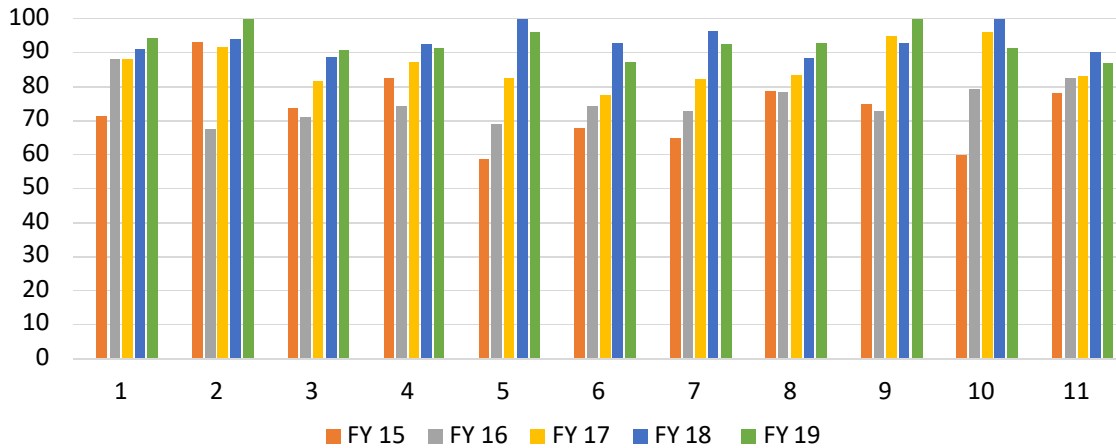
Permanency Outcomes

Children Placed with Relatives by Region (Subcare - %)



Well-Being Outcomes

Youth Completing PAL by Region (%)

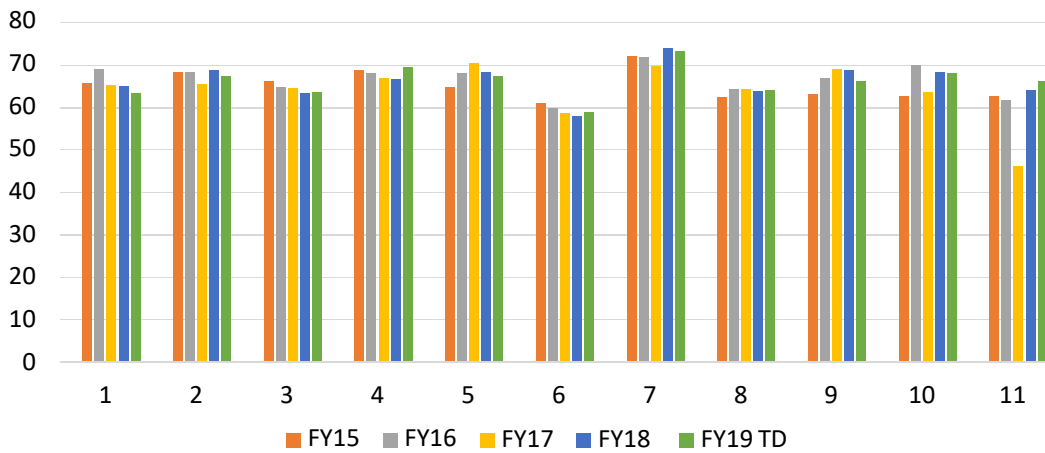


Source: DFPS Data Warehouse - DFPS Executive Dashboard



Well-Being Outcomes

Siblings in Substitute Care Placed Together by Region (%)



Source: DFPS Data Warehouse - DFPS Executive Dashboard




A System Perspective

Katie Elseth, TACFS



A system perspective

- Overview of key data trends for Texas' child welfare system
- Zoom in on regional data for the 5 positive permanency exits
- Introduce the breakout session



Begin with the end in mind



Know where you are (data)




Know where you want to go (goals)



Know how to get there (change)

Exits from DFPS Custody

- Reunification: Child returns to the home of the parent from whom they were removed.
- Relative as a permanent managing conservator (PMC): A court orders PMC to an individual who is usually a legal or blood relative or other individual who has a significant relationship with the child or the child's family known as "fictive kin." If the individual appointed as PMC meets the criteria for the Permanency Care Assistance (PCA) program, they get an ongoing monthly payment for the child that is like an adoption subsidy.
- Adoption: A court has ordered all parental rights terminated and orders legal custody to an adoptive parent.
- Aging out/Emancipation: A youth turns 18 and becomes a legal adult.
- Other: Any other exit from DFPS custody which includes children in court-ordered or independent living placements, children for whom DFPS custody was never obtained, and children with a missing exit reason.

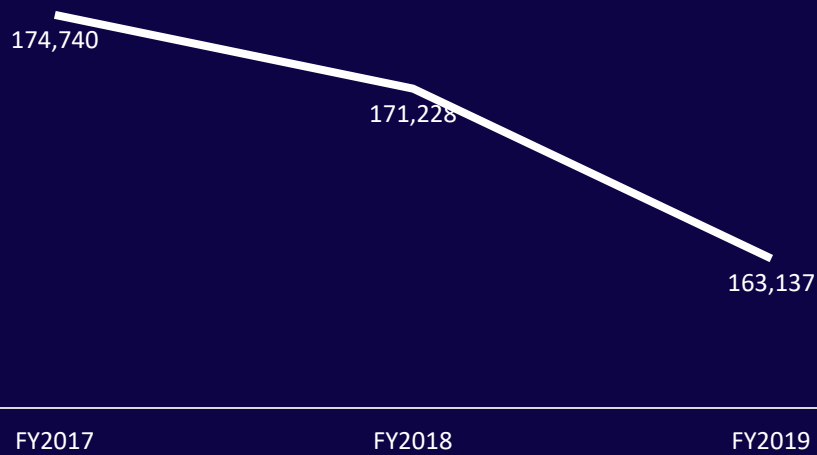


The Data



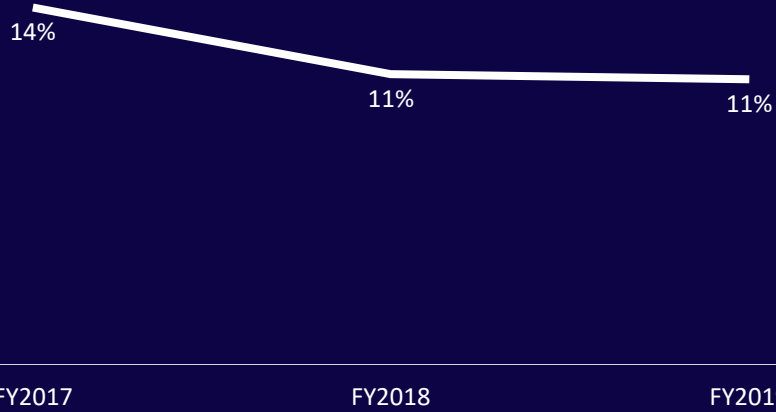
A look at the state

Completed investigations in Texas are trending down.



Data Source: DFPS Data Book FY18 and DFPS Data Warehouse Report INV_CPS_03

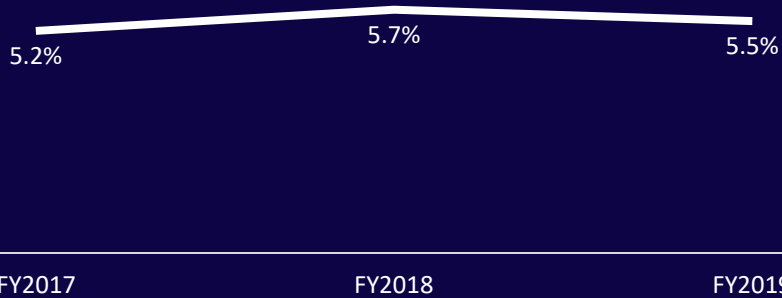
Fewer completed investigations were referred to Family Based Safety Services (FBSS) over time.



Data Source: DFPS Data Book FY18 and DFPS Data Warehouse Report INV_CPS_03

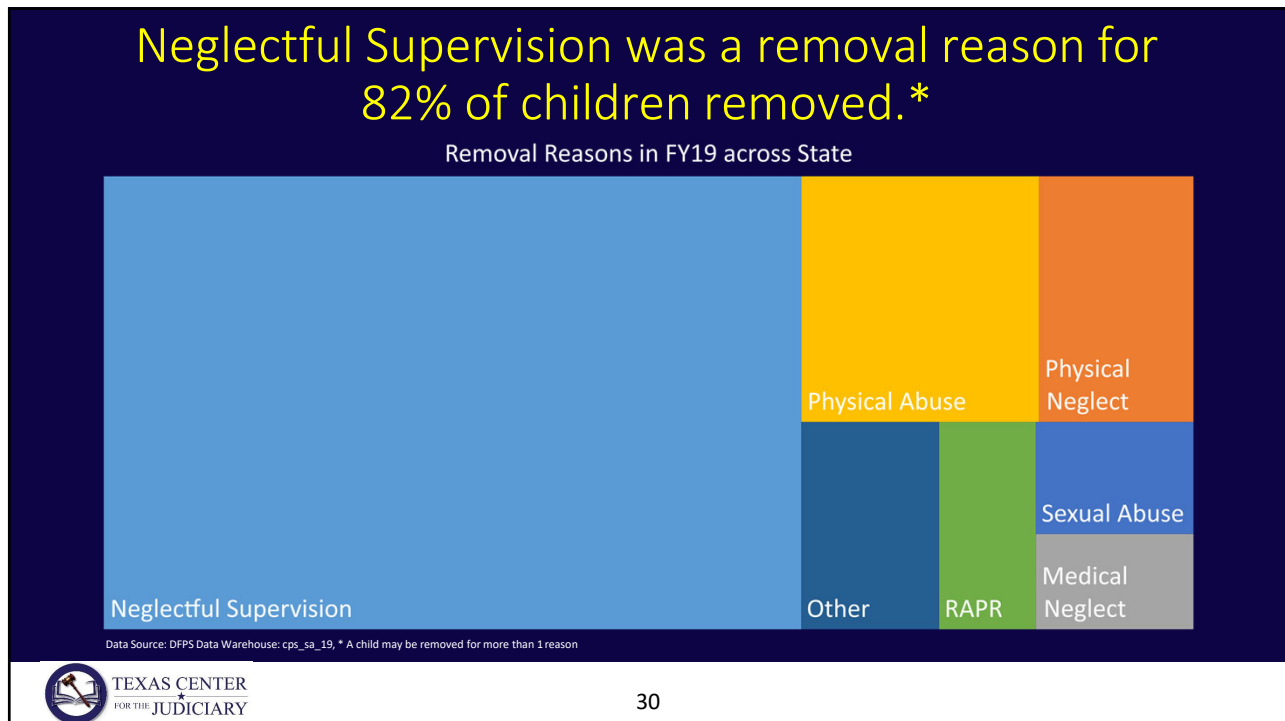
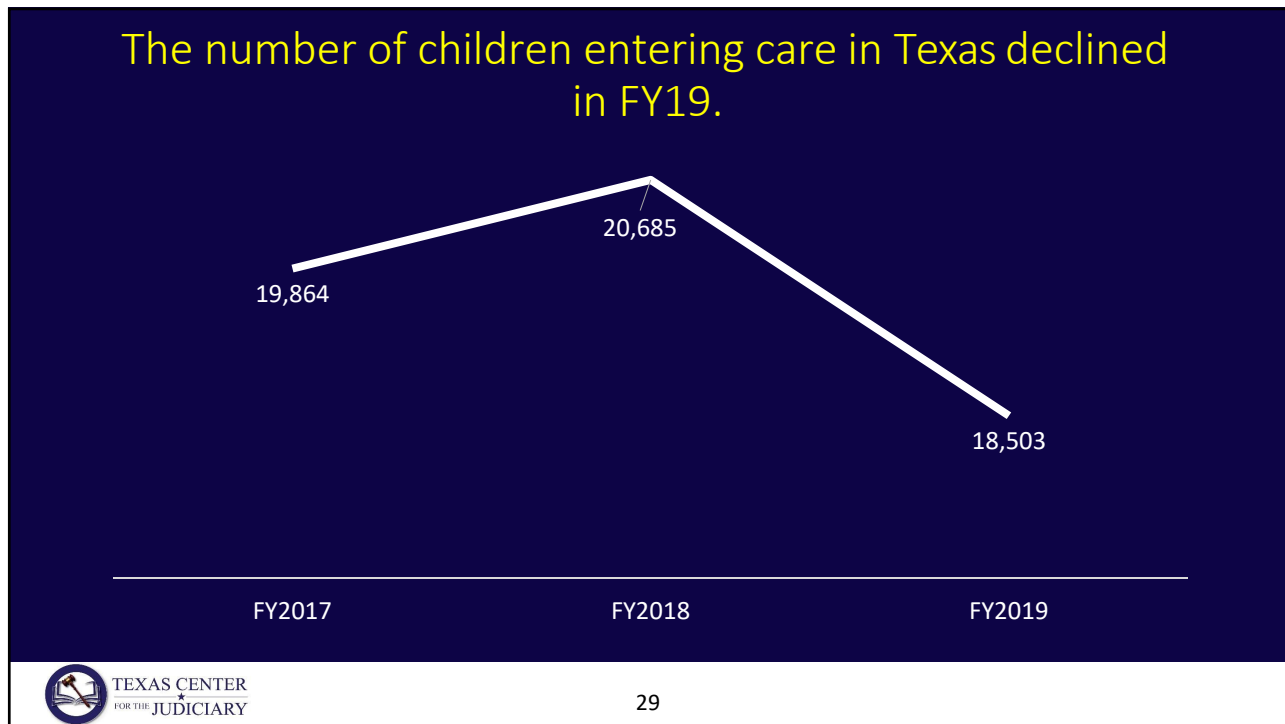


Investigations closed to conservatorship (CVS) remains similar over time.



Data Source: DFPS Data Book FY18 and DFPS Data Warehouse Report INV_CPS_03

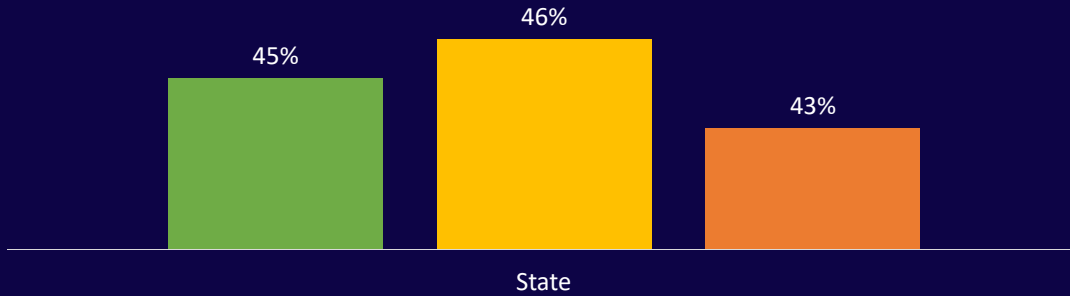




In FY19 the % of children in substitute care placed with relatives declined but remained over 40%.

Children in substitute care placed with a relative

■ FY17 ■ FY18 ■ FY19



Data source: DFPS Warehouse Report exd1_03s

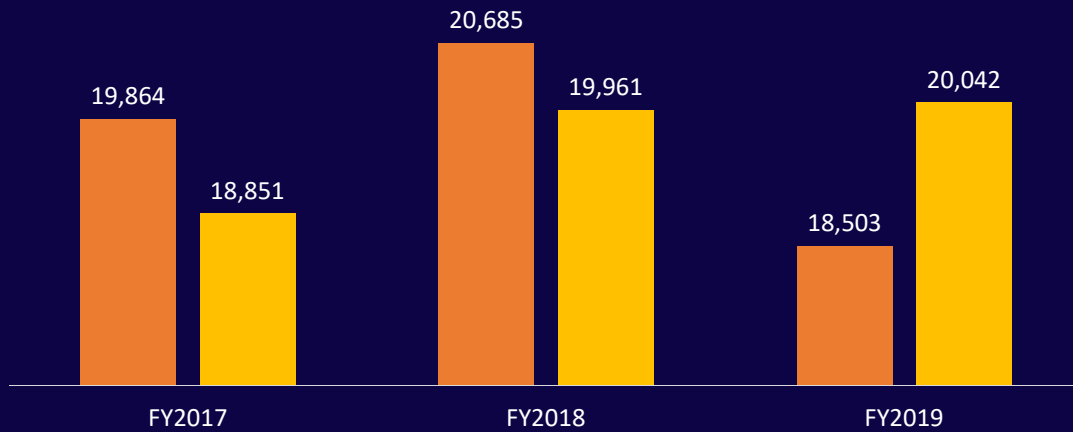


TEXAS CENTER
FOR THE JUDICIARY

31

In FY2019 more children exited from care than entered care for first time in 3 fiscal years.

■ Entries ■ Exits



Data source: DFPS Warehouse Report exd1_03s

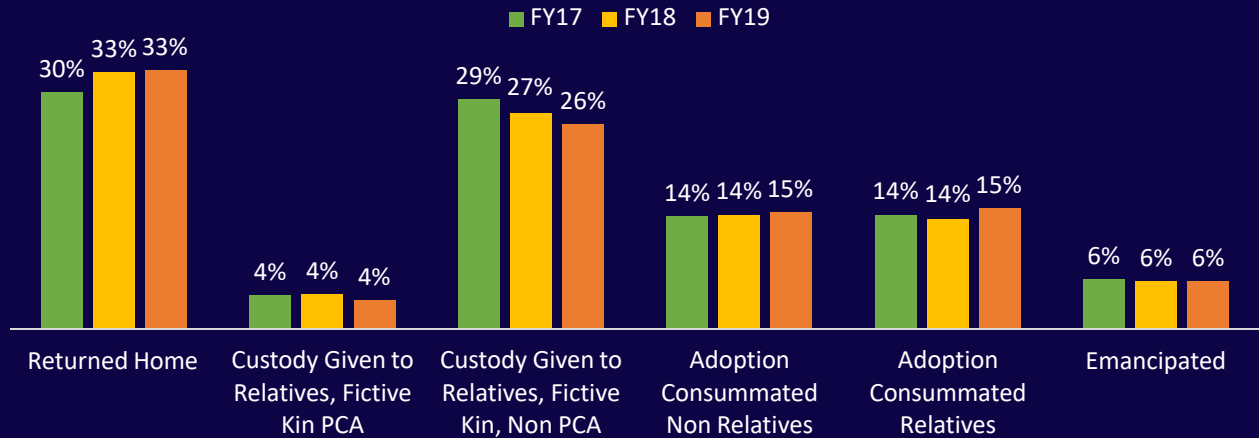


TEXAS CENTER
FOR THE JUDICIARY

32

Exit types remain similar with a notable increase in return home exits and decrease in PMC without PCA

% of Exits from Care by Exit type




Data Source: DFPS Data Book FY18 & DFPS Warehouse Report PP_20s



Children spend the least amount of time in care when they return home or exit to PMC without PCA. Children are exiting faster to most exit types in FY19 compared to FY17.

Average Months in Care before exiting DFPS Responsibility for state in FY17, FY18, and FY19



Data Source: DFPS Data Book FY18 and DFPS Warehouse Report PP_20s



Exits to Permanency



A closer look at the regions

Most regions achieve 50% or more of their positive permanency exits with their top 2 exit types.

FY19 Exit	R1	R2	R3E	R3W	R4	R5	R6a	R6b	R7	R8	R9	R10	R11
Adoption Consummated Non-Relatives	14%	14%	12%	22%	11%	18%	21%	14%	12%	18%	13%	19%	9%
Adoption Consummated Relatives	22%	9%	10%	13%	9%	14%	25%	16%	17%	23%	15%	20%	6%
Custody Given to Relatives, Fictive Kin with PCA	1%	4%	6%	2%	3%	3%	3%	6%	2%	5%	2%	2%	4%
Custody Given to Relatives, Fictive Kin, Non PCA	19%	29%	31%	24%	37%	25%	18%	25%	27%	18%	29%	17%	36%
Emancipated	6%	5%	5%	8%	4%	3%	10%	7%	4%	8%	6%	8%	6%
Returned Home	37%	37%	35%	29%	35%	35%	21%	33%	37%	27%	35%	33%	38%

Data Source: DFPS DRIT 95554 PP_20cyFY2019

Exits from care by the numbers.


FY19	R1	R2	R3E	R3W	R4	R5	R6a	R6b	R7	R8	R9	R10	R11
Adoption Consummated Non-Relatives	165	118	325	352	162	148	358	153	401	512	80	48	164
Adoption Consummated Relatives	260	78	251	198	134	115	427	176	558	636	87	52	101
Custody Given to Relatives, Fictive Kin PCA	15	37	169	39	42	23	49	67	64	147	11	4	73
Custody Given to Relatives, Fictive Kin, Non PCA	219	242	808	381	535	212	300	280	888	508	174	44	636
Emancipated	73	38	129	119	54	28	176	78	138	218	34	20	105
Returned Home	432	307	931	460	505	298	355	368	1,213	756	207	86	674

Data Source: DFPS Data Warehouse Report PP_20r



In FY19, Reunification took longer than 12 months in most regions.

Average Months in Care with Reunification Exit FY19

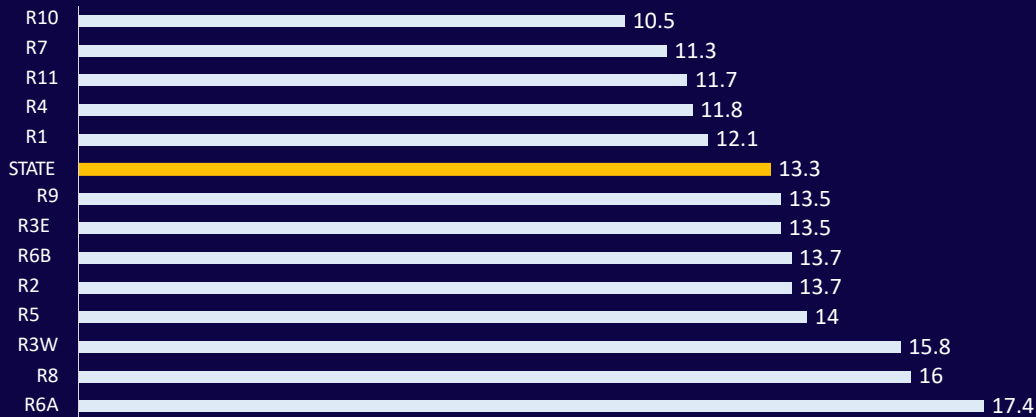


Data Source: DFPS Data warehouse report pp_20ry



PMC without PCA is almost as fast as reunification but most regions take longer than the state average.

Average months in care with PMC without PCA Exit in FY19

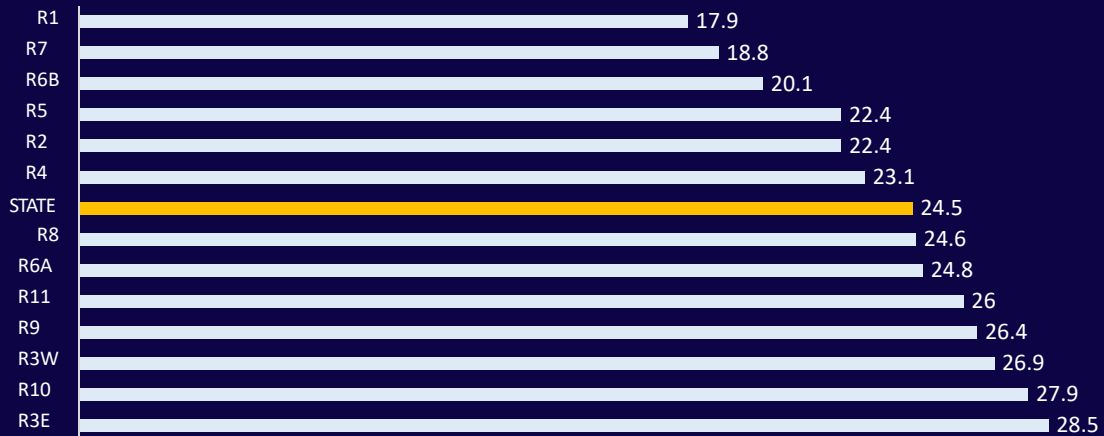


Data Source: DFPS Data warehouse report pp_20ry



Average months in care when exit type is PMC with PCA varies by region and in many regions, it takes almost as long as adoption.

Average Months in Care with PMC w/ PCA Exit FY19




Data Source: DFPS Data warehouse report pp_20ry



7 regions average relative adoption consummations in less than 24 months.

Average months in care with Relative Adoption as exit in FY19

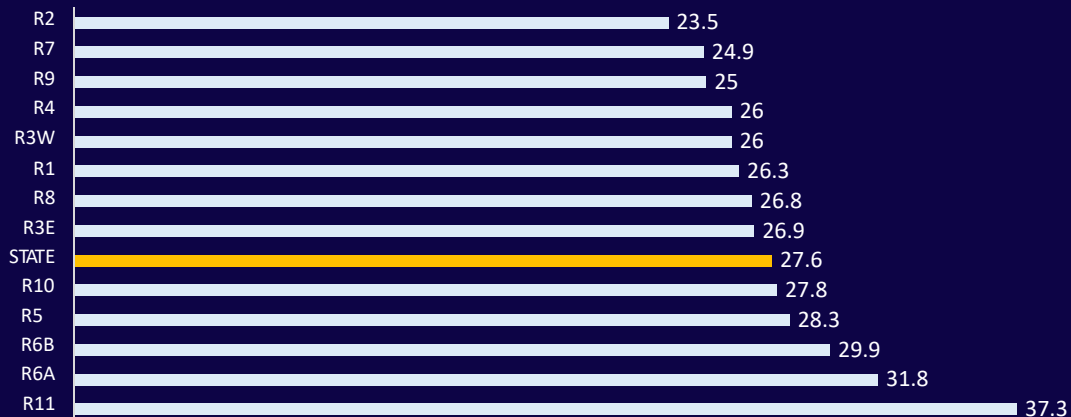


Data Source: DFPS Data warehouse report pp_20ry



Non-Relative adoption is the slowest permanency exit and often averages more than 24 months.

Average months in care for Non-Relative ADO exits FY19



Data Source: DFPS Data warehouse report pp_20ry




Breakout Group Discussions

- Have an in-depth discussion about one of the 5 positive permanency outcomes.
- Share ideas about practices and processes in your jurisdiction that are contributing to a positive permanency outcome or might be creating barriers.
- Think about making one small change to improve time to permanency in your jurisdiction.
- On the back of your badge you will find your assigned group and location. After the break proceed to the room on your badge.



Meet the Robinsons



Questions?

Katie Elseth, LMSW
Continuous Quality Improvement Analyst
kelseth@tacfs.org



Thank You